



Product Specification

Ningbo East Electronics Limited
NO. 88 East Jinhui Road, Yinzhou Ningbo 315100, P.R.China
<http://www.east-mingtao.com>

Product Name:	External-Driver Piezo Transducer
Part Number:	MFT-202P
Version:	1.01
Date:	2015-2-2
Note:	

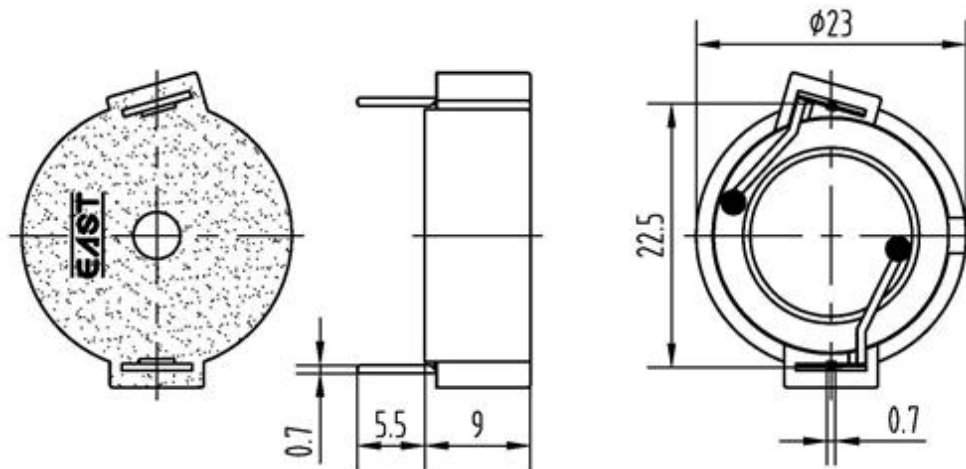
Company passed ISO 9001 / ISO TS16949 / ISO 14001 Certifications

Revision History

Rev.	Description	Author/Date	Checked By	Approver
1.01	Quality Certificate Symbol revised	刘宁 2015-2-2	汤礼东	王建成
1.0	Released	陈启旺 2012-4-5	汤礼东	王建成

1. Part Number MFT-202P

2. Dimension Drawing (Unit: mm)



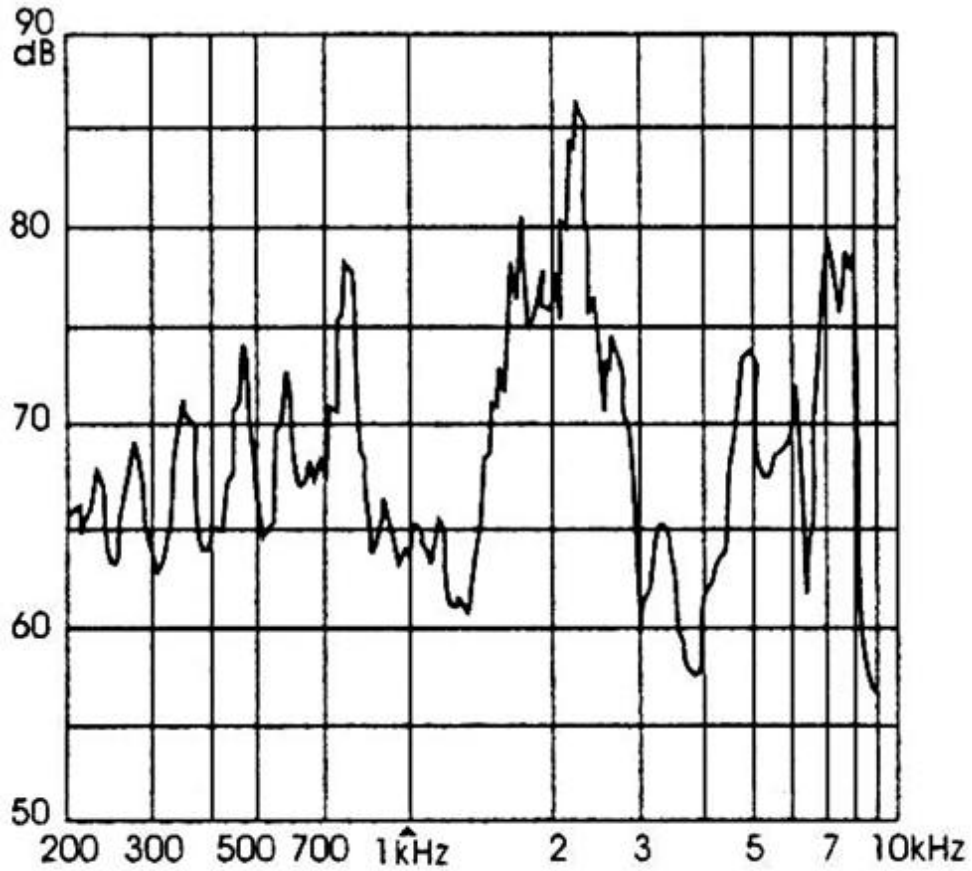
3. Specification

No.	Item	Specification
3-1	Min. Sound Pressure Level	75dB/2048Hz/10Vp-p Square Wave /30cm
3-2	Capacitance	24nF±30%(120Hz)
3-3	Allowable Input Voltage	40Vp-p
3-4	Max. Consumption	3mA/2048Hz/10Vp-p Square Wave
3-5	Resonant Frequency	1.8~2.5 kHz
3-7	Operating Temperature	-20~+70°C
3-8	Case Material/Color	PC (141R)/Black
3-9	Weight	2.7g
3-10	Pin Strength	More than 10N

NOTES:

Test should be made under the conditions of room temperature ($20\pm 10^{\circ}\text{C}$), normal humidity ($60\pm 20\%$) and normal atmospheric pressure. In this case, however, that the judgment is questionable, the test conditions are to be changed to room temperature $20\pm 2^{\circ}\text{C}$, relative humidity 60~70% and normal atmospheric pressure

4. Typical Frequency Response Curve



Note:Distance 30 cm

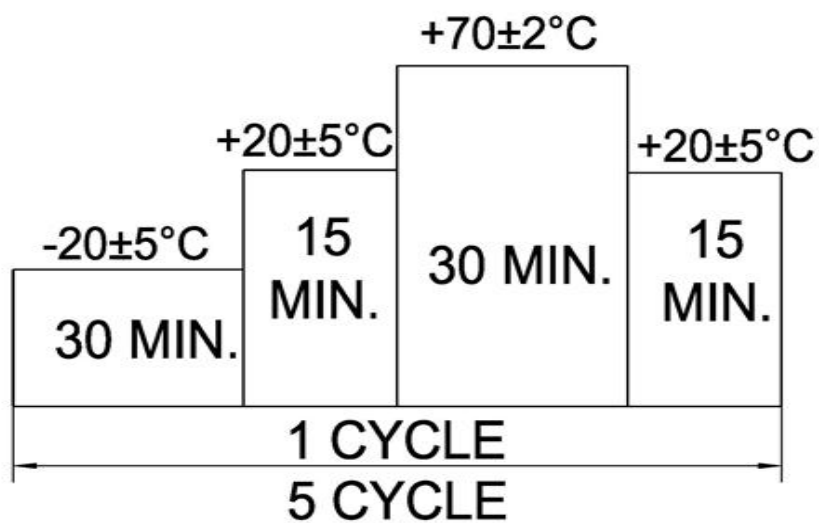
5. Reliability Test

No.	Item	Method of Test	Tolerance after Testing
5-1	Operating Temperature	-20~+70°C	Sound pressure level initial value ± 10 dB Max. consumption value $\pm 20\%$ Oscillating frequency value $\pm 20\%$
5-2	Storage in high temperature	Storage in +70°C test box 96 hours then exposed to the room temperature for 2 hours	
5-3	Storage in low temperature	Storage in -20°C test box 96 hours then exposed to the room temperature for 2 hours	
5-4	Life test in the room temperature	Operate the product continuously 5 seconds on 5 seconds off 300 hours at rated voltage	

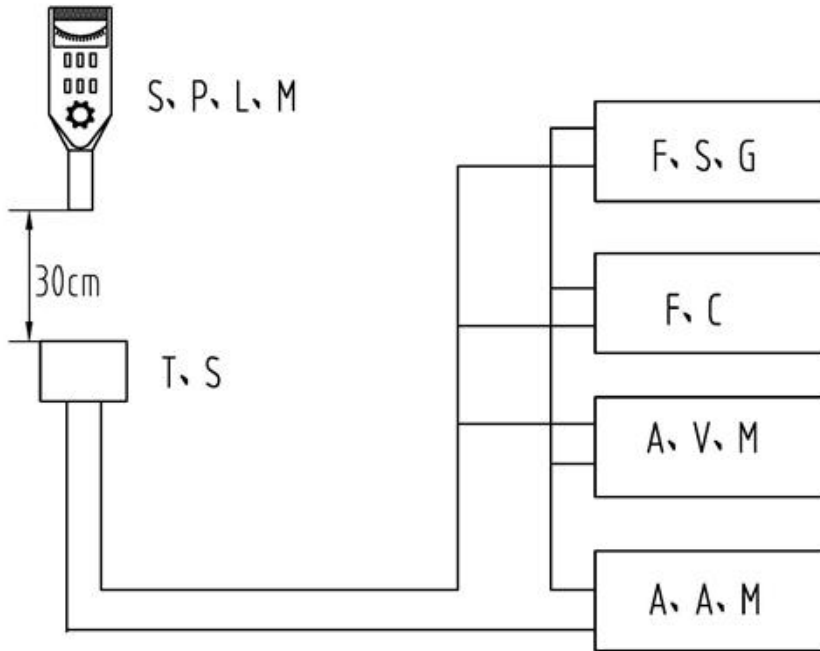
5-5	Temperature / humidity cycle test	Storage in +40°C, 93±3%RH test box 96 hours then exposed to the room temperature for 2 hours	
5-6	Temperature (high and low) cycle test	Conduct the test for 5 cycles without applying power then expose to the room temperature for 2 hours.(See Figure 5-6)	
5-7	Vibration test	Conduct the test for the directions of X Y and Z for 0.5 hour each (total 1.5 hours). To-and Fri sweep time(from 10 to 55Hz and then 55 to 10) under single amplitude of 0.75mm is 3 minute, then expose to the room temperature for 2 hours	
5-8	Drop test	Drop a product naturally from the height of 700mm onto the surface of 100mm thick wooden board. Two directions: upper and side of the product are to be applied for this drop test once respectively	
5-9	Soldering heat resistance test	Dip the connecting pins in soldering at 260±5°C for 10±1 seconds	
5-10	Test of soldering	Dip the connecting pins in soldering at 230±5°C for 3±0.5 seconds	Solder shall be attached around over 95% of the dipped portion

NOTE: The pins are allowed to deform after drop test.

Figure 5-6



6. Electrical Testing Method



S.P.L.M	Sound Pressure Level Meter
F.S.G	Frequency Signal Generator
T.S	Testing Sample
F.C	Frequency Counter
A.V.M	AC Voltage Meter
A.A.M	AC Ampere Meter

7. Packing Information

Packing: 3000 pcs per export carton

Carton Size: 47× 30.5× 31 cm

G. Weight: 10.1kgs N. Weight: 6.7 kgs