



SDS73BQ SERIES ~ SMD Shielded Coupled Inductors

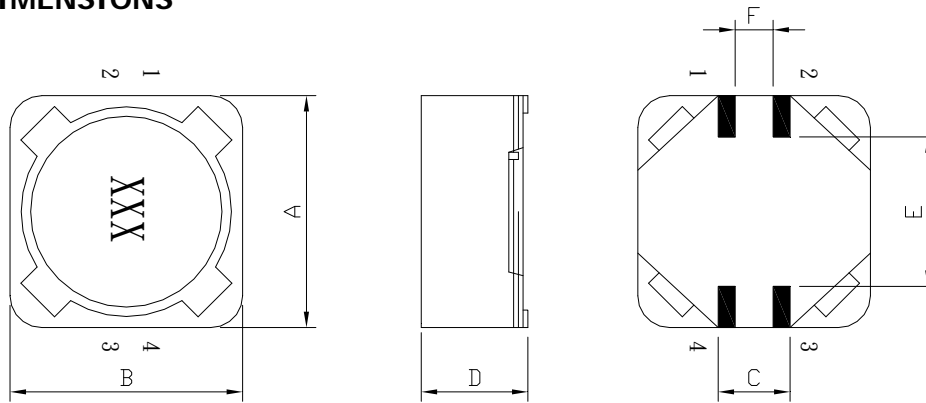


PART NUMBERING SYSTEM

SDS	73BQ	—	330M	—	LF
TYPE	DIMENSIONS		INDUCTANCE		LEAD FREE

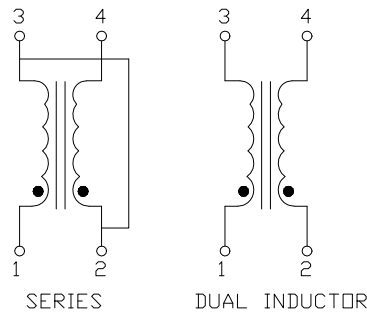
SHAPES AND DIMENSIONS

UNIT : mm

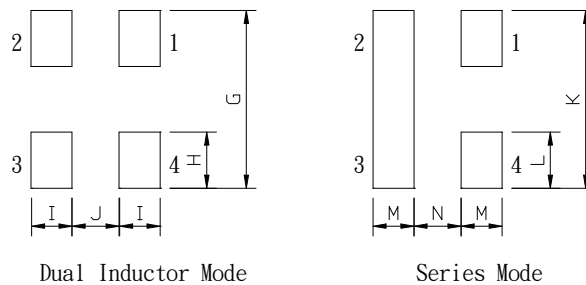


A=7.60 Max. B=7.60 Max. C=2.70 Ref. D=3.55 Max. E=2.90 Ref. F=1.00 Ref.

SCHEMATIC DRAWING



PCB PATTERN



G=7.90 H=1.70 I=1.00 J=0.40 K=7.90 L=1.70 M=1.00 N=0.40

SDS73BQ SERIES ~ SMD Shielded Coupled Inductors



SPECIFICATION TABLE

TYPE		Parallel Ratings				Series ratings			
PART NUMBER	INDUCTANCE (μ H)	OCL \pm 20% (μ H)	I rms (A)	I sat (A)	DCR (Ω) (Max.)	OCL \pm 25% (μ H)	I rms (A)	I sat (A)	DCR (Ω) (Max.)
SDS73BQ-R33M-LF	0.33	0.306	6.19	14.4	0.0092	1.224	3.10	7.18	0.0370
SDS73BQ-1R0M-LF	1.00	0.992	5.25	7.97	0.0129	3.968	2.63	3.99	0.0514
SDS73BQ-1R5M-LF	1.50	1.482	4.64	6.52	0.0165	5.928	2.32	3.26	0.0659
SDS73BQ-2R2M-LF	2.20	2.070	4.11	5.52	0.0209	8.280	2.06	2.76	0.0836
SDS73BQ-3R3M-LF	3.30	3.540	3.31	4.22	0.0324	14.16	1.66	2.11	0.1294
SDS73BQ-4R7M-LF	4.70	4.422	3.09	3.78	0.0371	17.69	1.55	1.89	0.1485
SDS73BQ-6R8M-LF	6.80	6.480	2.55	3.12	0.0544	25.92	1.28	1.56	0.2178
SDS73BQ-8R2M-LF	8.20	8.930	2.19	2.66	0.0740	35.72	1.10	1.33	0.2960
SDS73BQ-100M-LF	10.0	10.30	2.08	2.47	0.0820	41.20	1.04	1.24	0.3279
SDS73BQ-150M-LF	15.0	15.01	1.83	2.05	0.1055	60.04	0.916	1.03	0.424
SDS73BQ-220M-LF	22.0	22.65	1.62	1.67	0.134	90.60	0.811	0.83	0.536
SDS73BQ-330M-LF	33.0	34.41	1.31	1.35	0.208	137.6	0.653	0.68	0.831
SDS73BQ-470M-LF	47.0	48.62	1.08	1.14	0.301	194.5	0.542	0.57	1.206
SDS73BQ-680M-LF	68.0	68.91	0.89	0.96	0.448	275.6	0.444	0.48	1.79
SDS73BQ-820M-LF	82.0	80.37	0.86	0.89	0.480	321.5	0.430	0.44	1.93
SDS73BQ-101M-LF	100	101.4	0.73	0.79	0.659	405.6	0.367	0.39	2.64
SDS73BQ-151M-LF	150	150.9	0.58	0.65	1.064	603.6	0.289	0.32	4.26
SDS73BQ-221M-LF	220	223.3	0.52	0.53	1.31	893.2	0.260	0.27	5.25
SDS73BQ-331M-LF	330	325.5	0.42	0.44	1.99	1302	0.211	0.22	7.95
SDS73BQ-471M-LF	470	465.8	0.35	0.37	2.95	1863	0.173	0.18	11.80
SDS73BQ-681M-LF	680	676.5	0.29	0.31	4.34	2706	0.143	0.15	17.35
SDS73BQ-821M-LF	820	821.7	0.27	0.28	4.91	3287	0.134	0.14	19.65
SDS73BQ-102M-LF	1000	995.0	0.26	0.25	5.43	3980	0.128	0.13	21.70

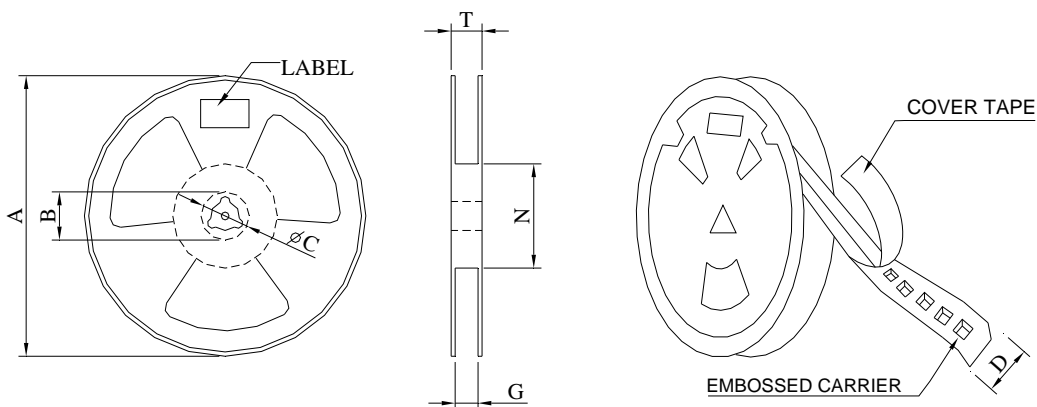
- Inductors tolerance M \pm 20%.
- I sat : DC current at which the inductance drops 30% (typ.) from its value without current.
- Operating temperature range -40°C to +125°C .
- Electrical specifications at 25°C .



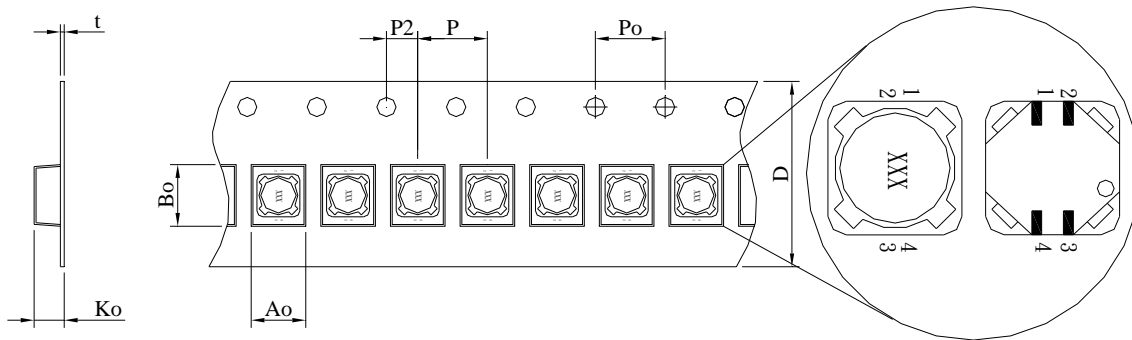
SDS73BQ SERIES ~ SMD Shielded Coupled Inductors



PACKAGING SPECIFICATION



*CARRIER TAPE WIDTH : D



SERIES	STAYLE	Q'TY (PCS)	DIMENSIONS (m/m)								
			A	B ± 0.8	C ± 0.5	D	G $^{+0}$	N $^{-0}$	P	Po	T
SDS73BQ	13-16	1000	330	21	13	16	18	50	12	4	22.4